



### District Report Card: 2017


<b>State:</b> Chhattisgarh	<b>District:</b> Bijapur
<b>Class:</b> 3	<b>Subject:</b> Language
<b>Schools:</b> 61	<b>Students:</b> 1111


### Participation/Coverage


#### Students

<b>GENDER</b> 	Boys		Girls	
	Number	%	Number	%
	607	54.64	504	45.36

<b>AREA</b> 	Rural		Urban	
	Number	%	Number	%
	1039	93.52	72	6.48

<b>CATEGORY</b> 	SC		ST		OBC		GEN	
	Number	%	Number	%	Number	%	Number	%
	20	1.80	1000	90.01	88	7.92	3	0.27

<b>CWSN</b> 	LD	VI	HI	S&LD	ID	Oth
	1	11	0	0	26	0

<b>Management</b> 	Government		Government-aided	
	Number	%	Number	%
	1111	100.00	0	0.00

### Average Performance of Students in Language (%)

Overall	Gender		Area		Management		Social Group			
	Male	Female	Rural	Urban	Govt.	Aided	SC	ST	OBC	GEN
59.62	63.69	54.71	58.53	75.28	59.62	0.00	66.67	59.41	59.24	91.11

## Performance on Learning Outcomes (LOs)

Learning Outcomes	Description	Average Performance(%)
L304	Reads small texts with comprehension i.e., identifies main ideas, details, sequence and draws conclusions	60.63
L312	Reads printed scripts on the classroom walls: poems, posters, charts etc.	57.59

Range of Performance of Students who Answered Correctly							
Below 30%		30% - 50%		50% - 75%		Above 75%	
Number	%	Number	%	Number	%	Number	%
144	12.96	229	20.61	427	38.43	311	27.99

## Lowest Performing Learning Outcomes (LOs)

1 - Reads printed scripts on the classroom walls: poems, posters, charts etc. (57.59)

2 - Reads small texts with comprehension i.e., identifies main ideas, details, sequence and draws conclusions (60.63)